



**POLITECNICO**  
MILANO 1863

# Data Analysis for Smart Agriculture

- Introduction to the course -

*Prof. Matteo Matteucci – [matteo.matteucci@polimi.it](mailto:matteo.matteucci@polimi.it)*

*Prof. Filippo Maria Renga – [filippo.renga@polimi.it](mailto:filippo.renga@polimi.it)*

*Eng. Riccardo Bertoglio – [riccardo.bertoglio@polimi.it](mailto:riccardo.bertoglio@polimi.it)*

# «Me, Myself, and I»

Matteo Matteucci, PhD

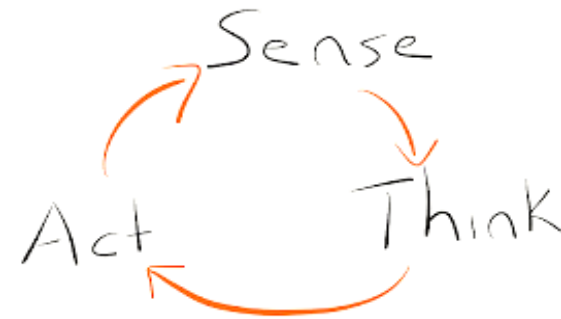
Full Professor

Dept. of Electronics, Information &

Bioengineering

Politecnico di Milano

[matteo.matteucci@polimi.it](mailto:matteo.matteucci@polimi.it)

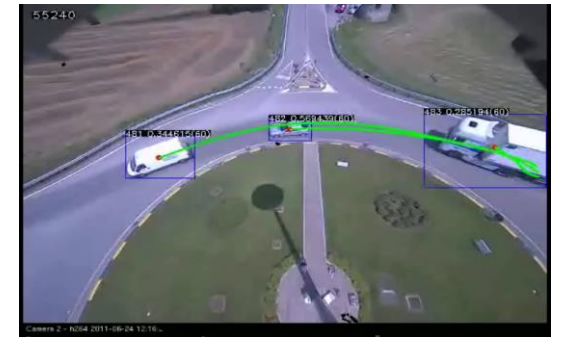


## My research interests

- Robotics & Autonomous Systems
- Machine Learning
- Pattern Recognition
- Computer Vision & Perception

## Courses I teach

- Robotics (BS+MS)
- Cognitive Robotics (MS)
- Machine Learning (MS)
- Deep Learning (MS+PhD)



*Enable physical and software autonomous systems to perceive, plan, and act without human intervention in the real world*

# «I'm not alone»

Matteo Matteucci, PhD

Full Professor

Dept. of Electronics, Information &

Bioengineering

Politecnico di Milano

[matteo.matteucci@polimi.it](mailto:matteo.matteucci@polimi.it)



## My research interests

- Robotics & Autonomous Systems
- Machine Learning
- Pattern Recognition
- Computer Vision & Perception

## Courses I teach

- Robotics (BS+MS)
- Cognitive Robotics (MS)
- Machine Learning (MS)
- Deep Learning (MS+PhD)



Riccardo Bertoglio

PhD Student

Dept. of Electronics, Information &

Bioengineering

Politecnico di Milano

[riccardo.bertoglio@polimi.it](mailto:riccardo.bertoglio@polimi.it)

## Research interests

- Robotics & Autonomous Systems
- Digitalization in Agriculture
- Machine Learning
- Computer Vision & Perception



*Enable physical and software autonomous systems to perceive, plan, and act without human intervention in the real world*

# «... and we build robots (and their brains)»



# «My Business Pal»

Filippo Maria Renga, PhD  
Researcher  
Dept. of Management Engineering  
Politecnico di Milano  
[filippo.renga@polimi.it](mailto:filippo.renga@polimi.it)



## My research interests

- Agriculture 4.0
- Impacts of Blockchain
- Data valorization

## Courses I teach

- Business Economics and Organization (BSc)
- Data Valorization (Executive Masters)



*Makes data a value*



The Smart AgriFood Observatory, born in 2016 and now in its sixth edition, is the reference point in European Union to deeply understand the digital innovations that are transforming the agricultural and agrifood supply chain



# What about you?

What is your background?

- ...

Why did you chose this course?

- ...

What do you expect from this course?

- ...



# SUSTAINABLE DEVELOPMENT GOALS

<b>1</b> NO POVERTY 	<b>2</b> ZERO HUNGER 	<b>3</b> GOOD HEALTH AND WELL-BEING 	<b>4</b> QUALITY EDUCATION 	<b>5</b> GENDER EQUALITY 	<b>6</b> CLEAN WATER AND SANITATION 
<b>7</b> AFFORDABLE AND CLEAN ENERGY 	<b>8</b> DECENT WORK AND ECONOMIC GROWTH 	<b>9</b> INDUSTRY, INNOVATION AND INFRASTRUCTURE 	<b>10</b> REDUCED INEQUALITIES 	<b>11</b> SUSTAINABLE CITIES AND COMMUNITIES 	<b>12</b> RESPONSIBLE CONSUMPTION AND PRODUCTION 
<b>13</b> CLIMATE ACTION 	<b>14</b> LIFE BELOW WATER 	<b>15</b> LIFE ON LAND 	<b>16</b> PEACE, JUSTICE AND STRONG INSTITUTIONS 	<b>17</b> PARTNERSHIPS FOR THE GOALS 	 <b>SUSTAINABLE DEVELOPMENT GOALS</b>



# Food Security & Climate-Smart Agriculture

End hunger, achieve food security & improved nutrition, and promote sustainable agriculture

By 2030, ensure sustainable food production systems and implement resilient agricultural practices that increase productivity and production, that help maintain ecosystems, that strengthen capacity for adaptation to climate change, extreme weather, drought, flooding and other disasters and that progressively improve land and soil quality

2 ZERO HUNGER



# Soil Health & Food

## Horizon Europe Missions

DELIVERING SOLUTIONS TO SOME  
OF OUR GREATEST GLOBAL CHALLENGES

#EUmissions #HorizonEU

#MissionSoil

EUROPEAN UNION



# 2030 Targets for sustainable food production

## PESTICIDES



Reduce the overall use and risk of chemical and hazardous pesticides

## NUTRIENT LOSSES



Reduce nutrient losses by 50% whilst retaining soil fertility, resulting in 20% less fertilisers

## ANTIMICROBIALS



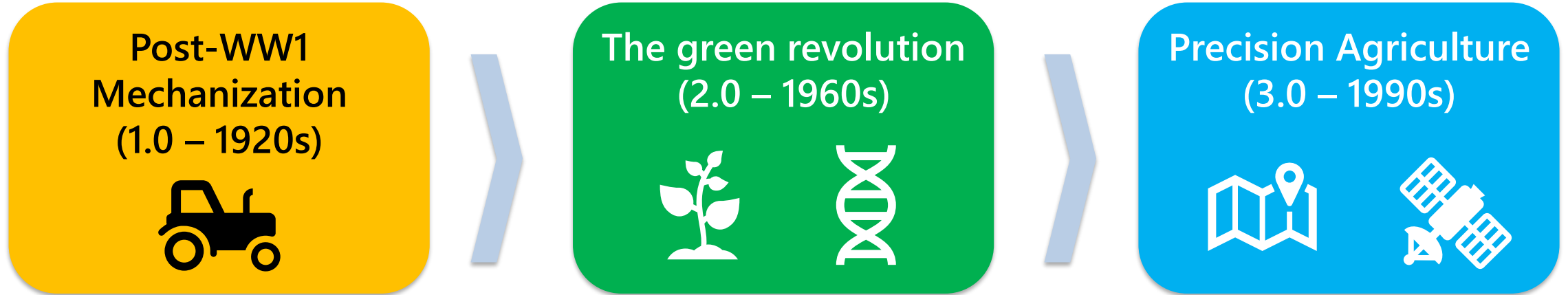
Reduce sales of antimicrobials for farmed animals and aquaculture

## ORGANIC FARMING



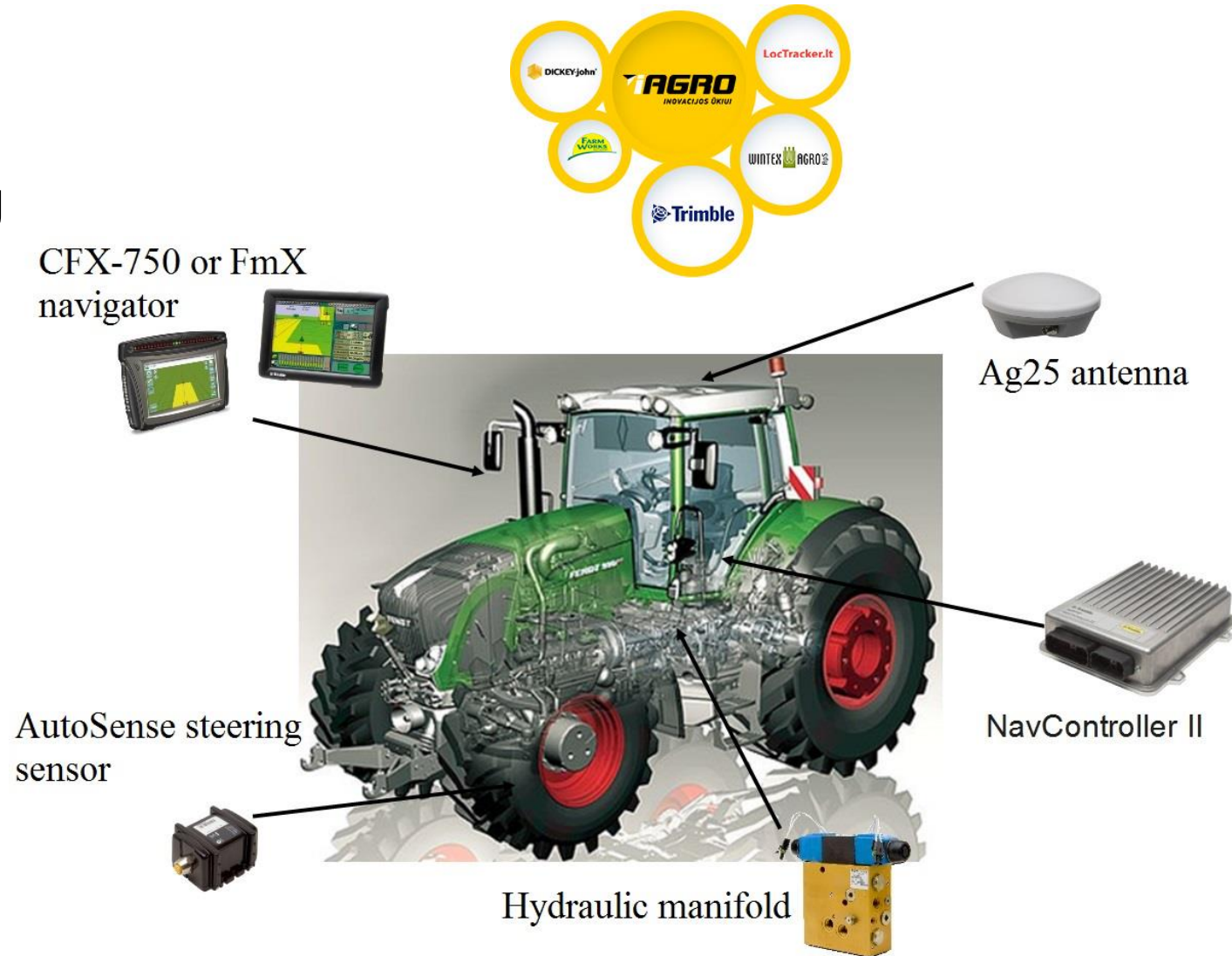
Increase the percentage of organically farmed land in the EU

# Modern Agricultural Revolutions




# Precision Agriculture (3.0)

- ✓ Global Positioning System
  - Assisted / automatic steering




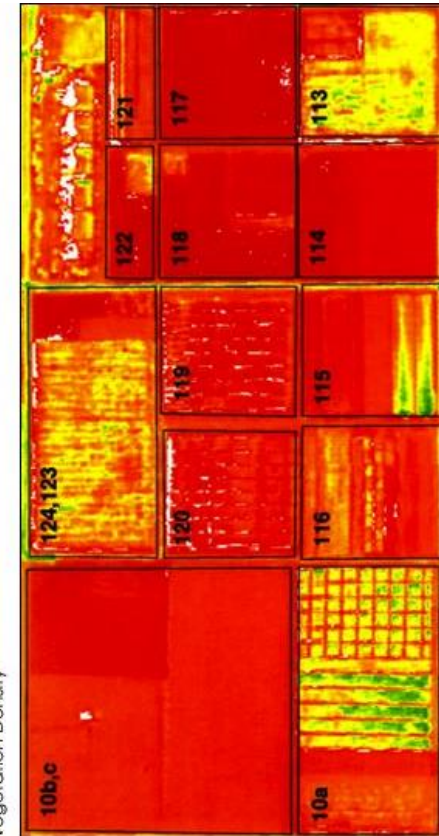
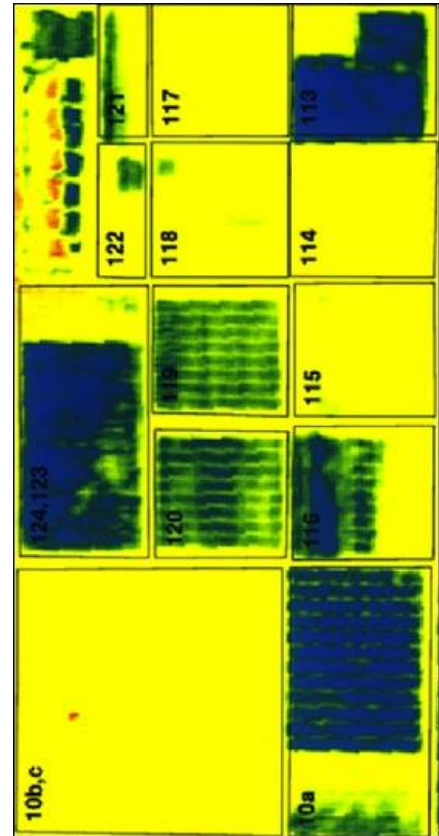
# Precision Agriculture (3.0)

- ✓ Global Positioning System
  - Assisted / automatic steering
- ✓ Wireless Sensors Networks




# Precision Agriculture (3.0)

- ✓ Global Positioning System
  - Assisted / automatic steering
- ✓ Wireless Sensors Networks
- ✓ Airborne multispectral & hyperspectral imagery



# Precision Agriculture (3.0)

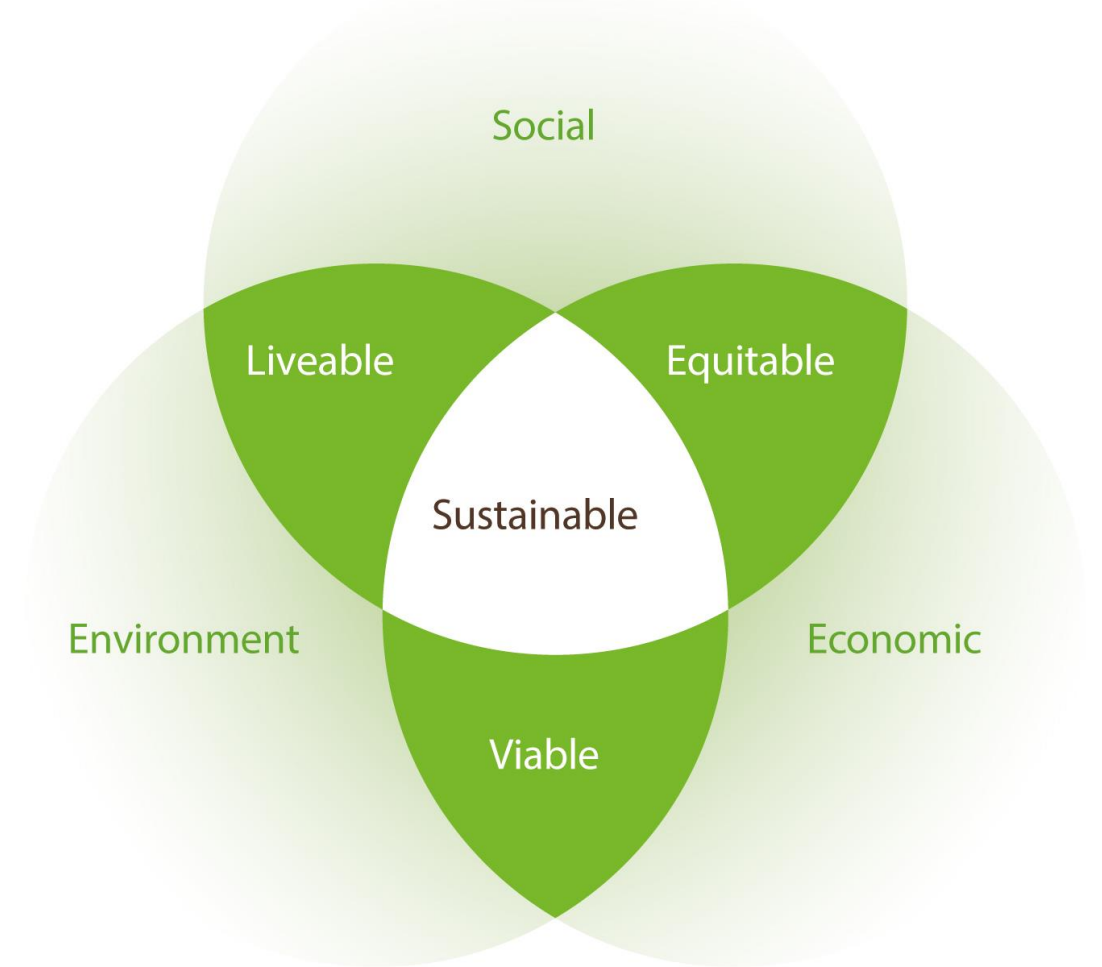
- ✓ Global Positioning System
  - Assisted / automatic steering
- ✓ Wireless Sensors Networks
- ✓ Airborne multispectral & hyperspectral imagery
- ✓ Prescription maps to apply
  - The right input
  - At the right location
  - At the right time



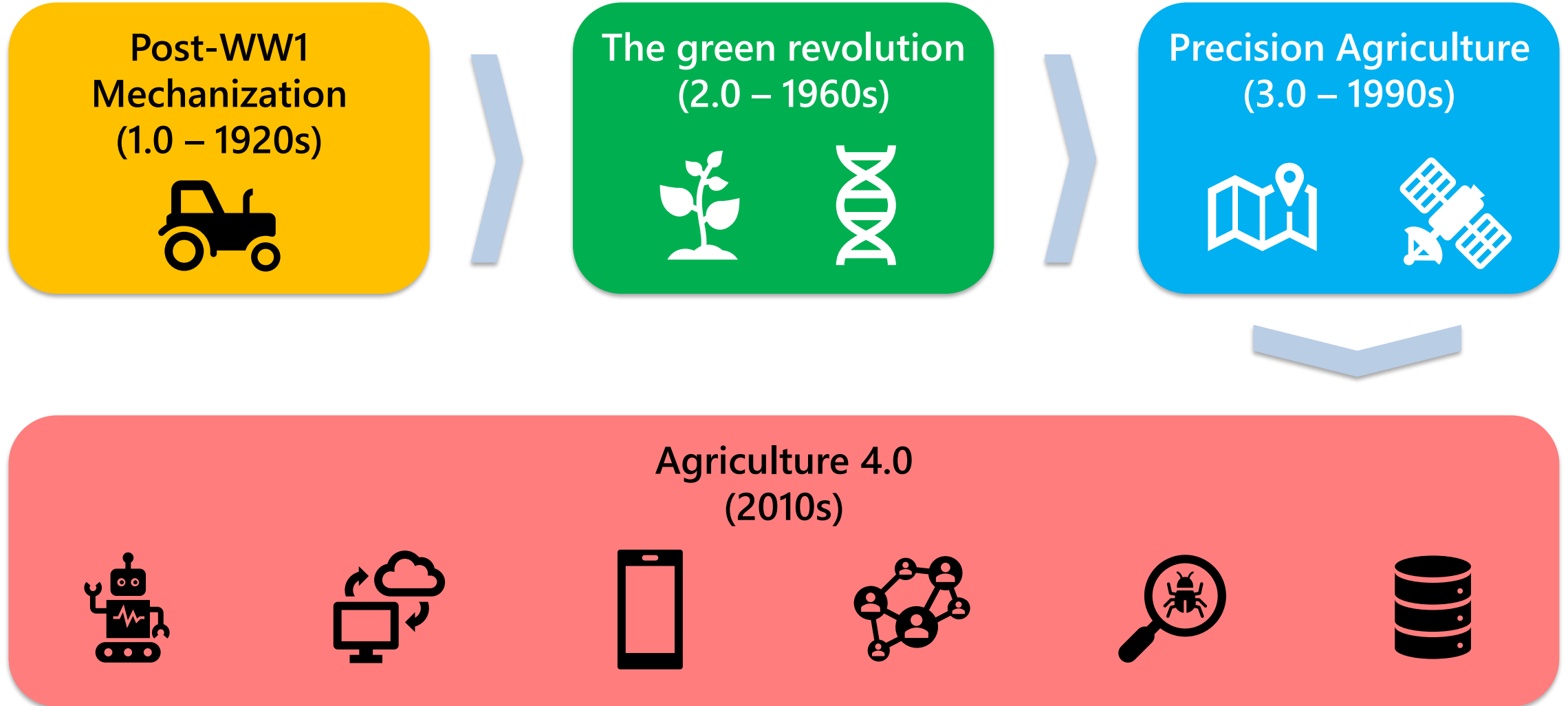


# Precision Agriculture (3.0)

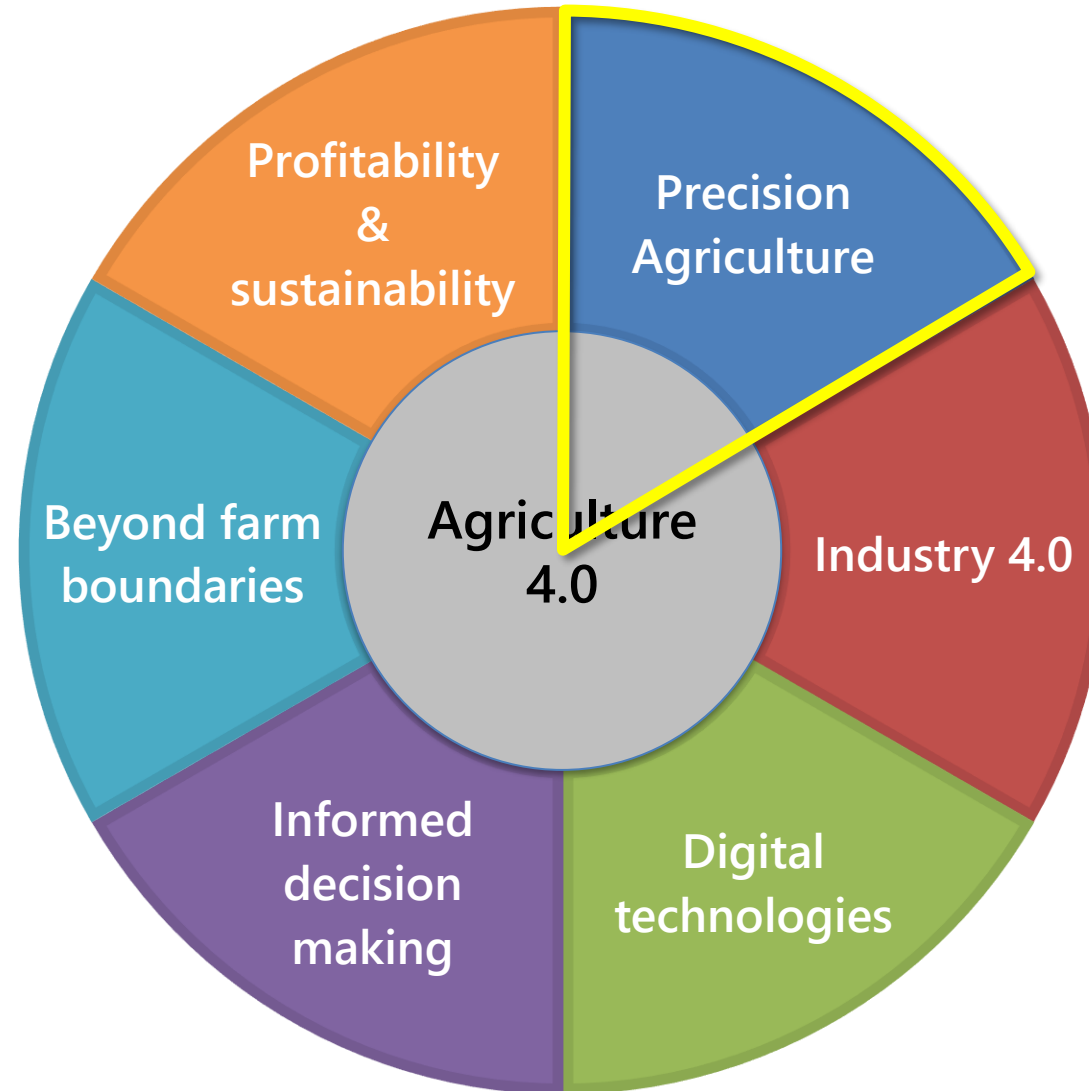
- ✓ Global Positioning System
  - Assisted / automatic steering
- ✓ Wireless Sensors Networks
- ✓ Airborne multispectral & hyperspectral imagery
- ✓ Prescription maps to apply
  - The right input
  - At the right location
  - At the right time
- ✓ Enhance production and reduces resources usage



# Modern Agricultural Revolutions



# Multiple Facets of Agriculture 4.0



The 4.0 revolution in agriculture: a multi-perspective definition  
Sponchioni G., Vezzoni M., Bacchetti A., Pavesi M., Renga F.

# FUTURE FARMS small and smart

## SURVEY DRONES

Aerial drones survey the fields, mapping weeds, yield and soil variation. This enables precise application of inputs, mapping spread of pernicious weed blackgrass could increase wheat yields by 2-5%.

## FLEET OF AGRIBOTS

A herd of specialised agribots tend to crops, weeding, fertilising and harvesting. Robots capable of microdot application of fertiliser reduce fertiliser cost by 99.9%.



## FARMING DATA

The farm generates vast quantities of rich and varied data. This is stored in the cloud. Data can be used as digital evidence reducing time spent completing grant applications or carrying out farm inspections saving on average £5,500 per farm per year.

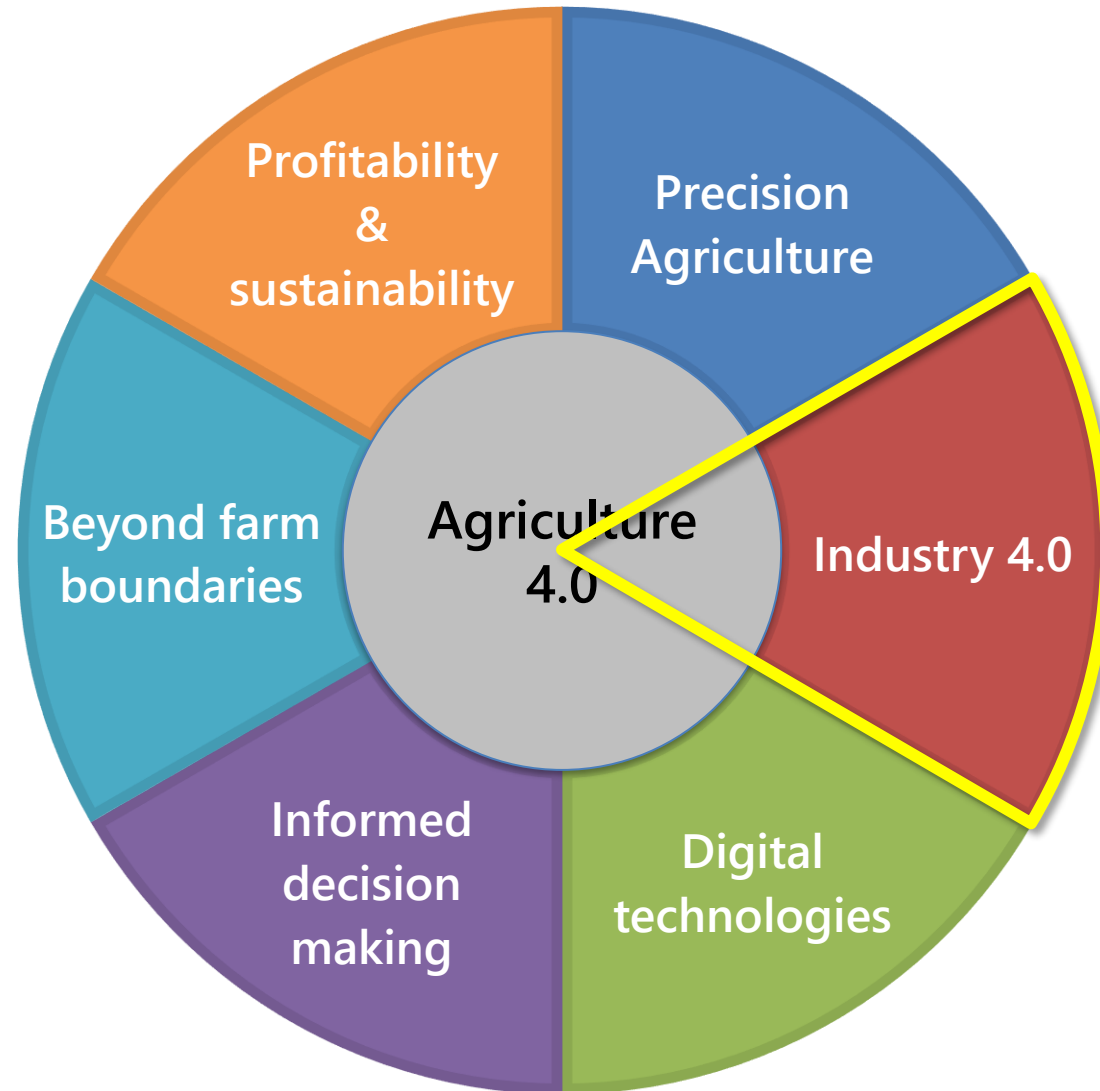
## TEXTING COWS

Sensors attached to livestock allowing monitoring of animal health and wellbeing. They can send texts to alert farmers when a cow goes into labour or develops infection increasing herd survival and increasing milk yields by 10%.

## SMART TRACTORS

GPS controlled steering and optimised route planning reduces soil erosion, saving fuel costs by 10%.

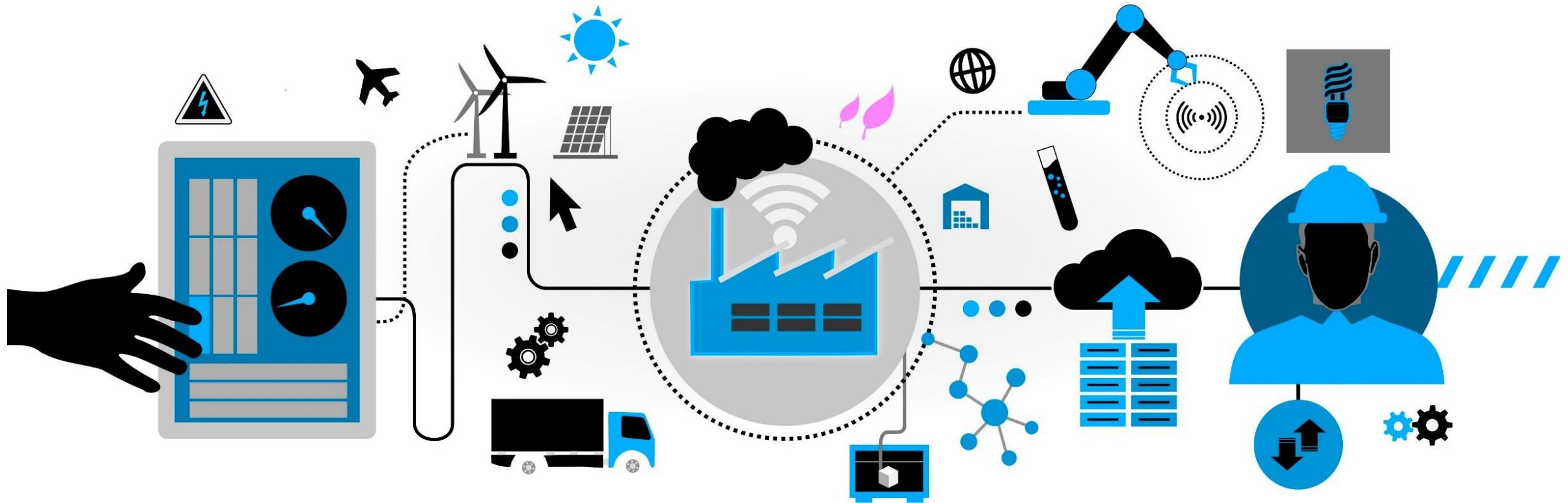
# Multiple Facets of Agriculture 4.0



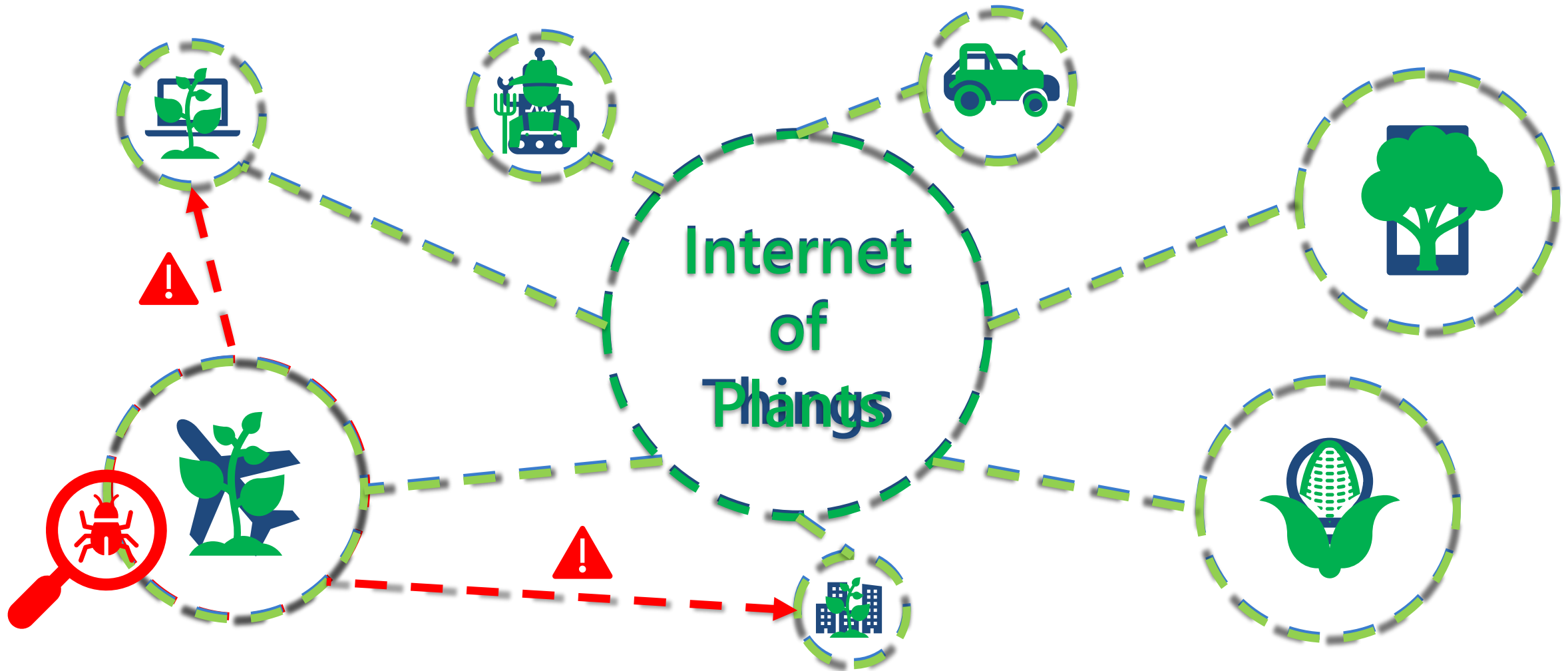
The 4.0 revolution in agriculture: a multi-perspective definition  
Sponchioni G., Vezzoni M., Bacchetti A., Pavesi M., Renga F.

# Industry 4.0 Analogy

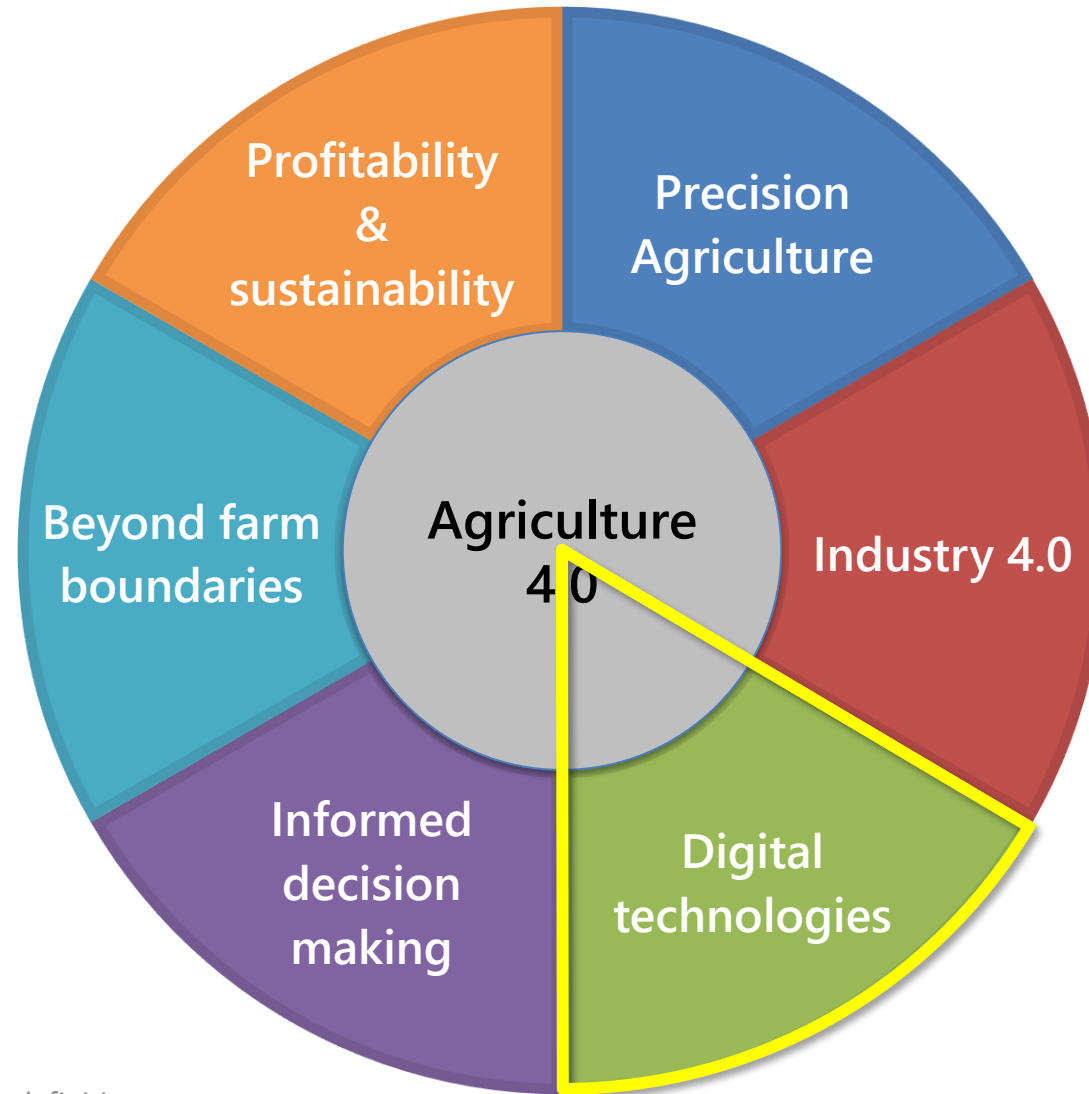
In the Industry 4.0 the entities of the working environment are linked to each other in a continuous and effortless way



# Industry 4.0 analogy



# Multiple Facets of Agriculture 4.0



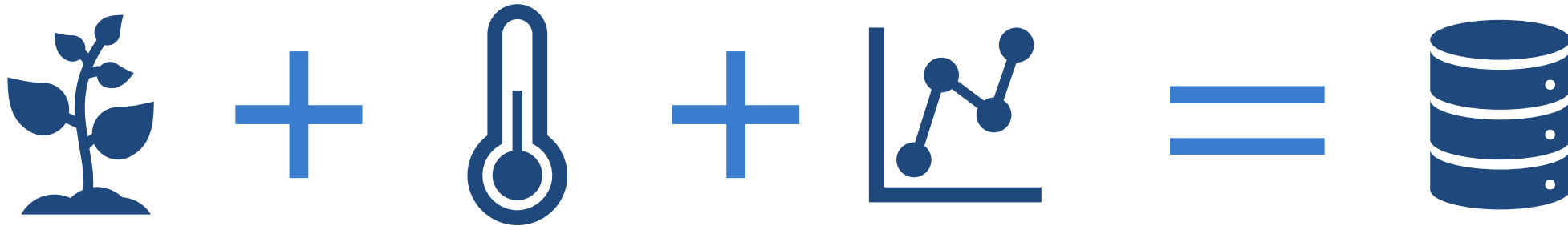
The 4.0 revolution in agriculture: a multi-perspective definition  
Sponchioni G., Vezzoni M., Bacchetti A., Pavesi M., Renga F.



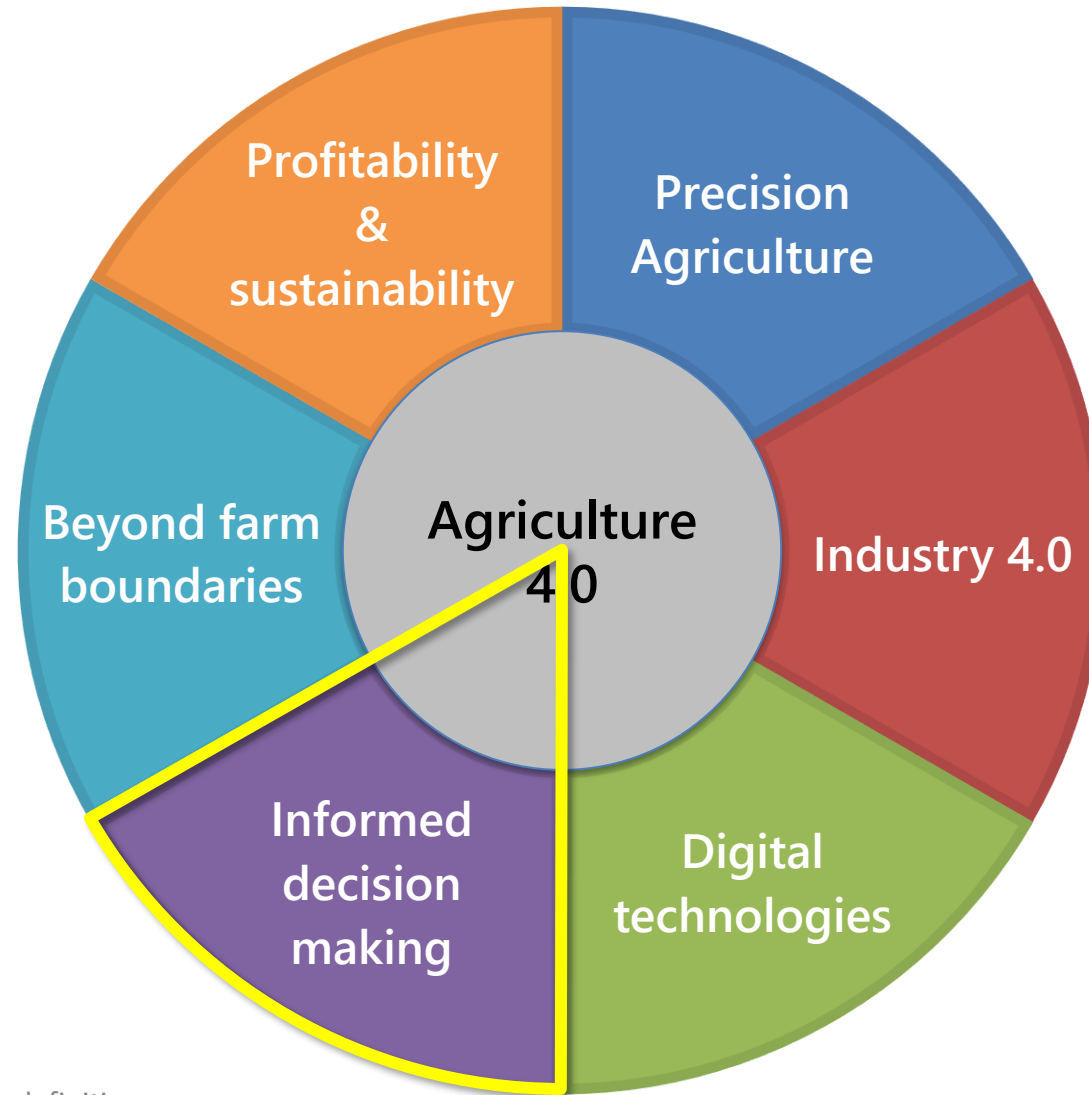
# Digital technologies

The digital technologies enable the collection, integration and analysis of data silos unlocking new prospects for the farmer

- IoT allows to collect data from the field, from the surrounding environment and from the market
- UGVs / UAVs increase the amount of data collected from farming operations
- All the data are stored in the cloud



# Multiple Facets of Agriculture 4.0

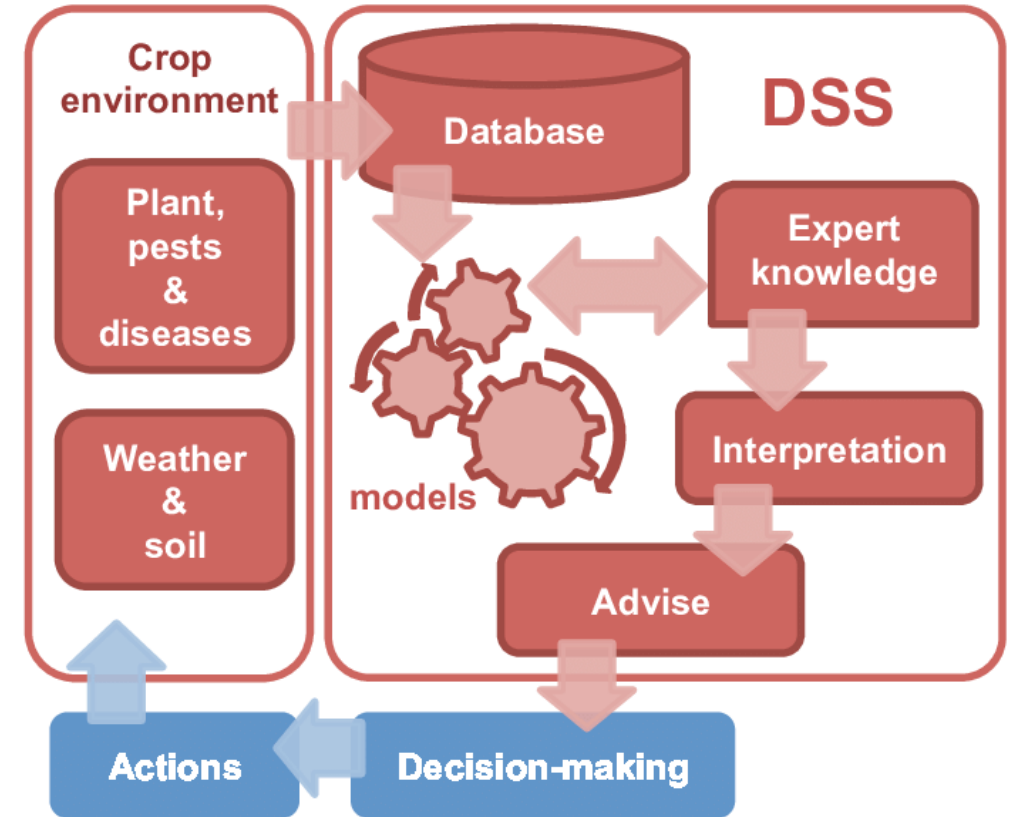


The 4.0 revolution in agriculture: a multi-perspective definition  
Sponchioni G., Vezzoni M., Bacchetti A., Pavesi M., Renga F.

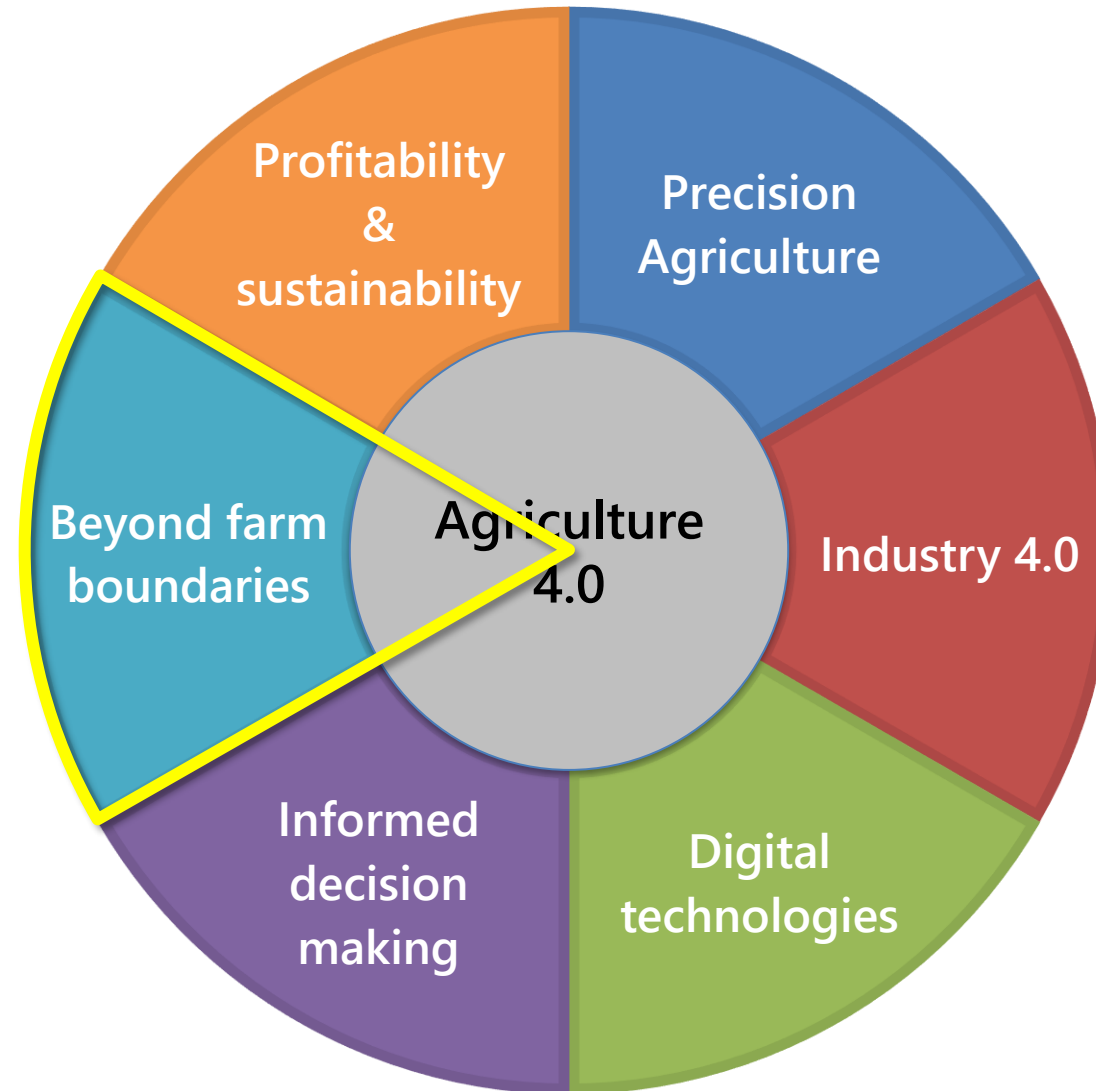
# Informed decision-making

Farmers make decisions based on their personal goals, their subjective beliefs

- Collecting, integrating and analyzing vast amount of data gives birth to a Decision Support System
- Agriculture 4.0 makes the farmer's decisions more fact-based and math-based and less intuition-based



# Multiple Facets of Agriculture 4.0

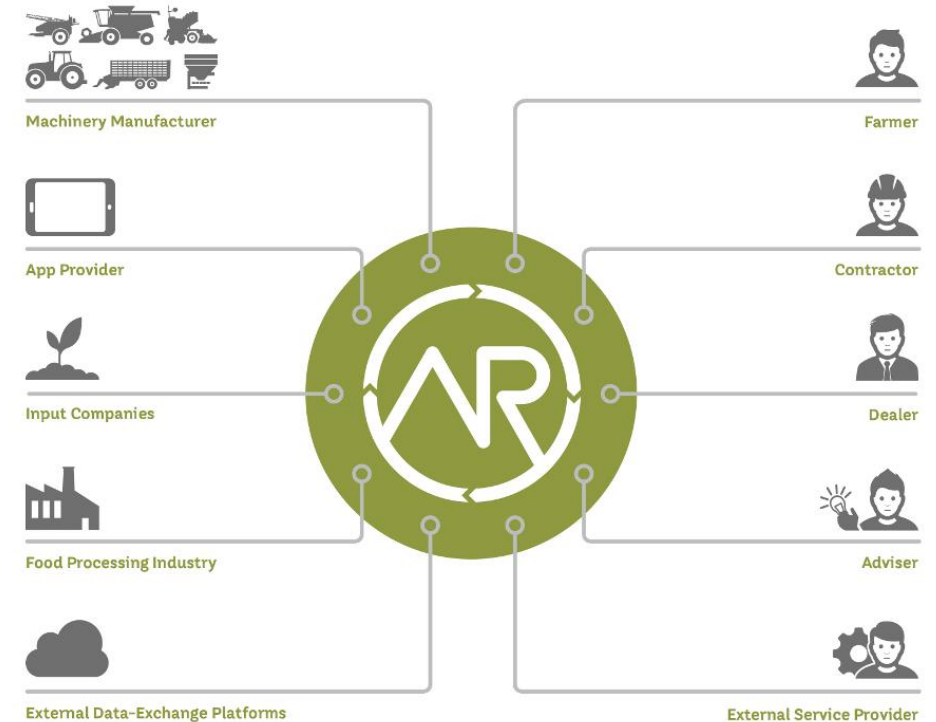


The 4.0 revolution in agriculture: a multi-perspective definition  
Sponchioni G., Vezzoni M., Bacchetti A., Pavesi M., Renga F.

# Beyond Farm Boundaries

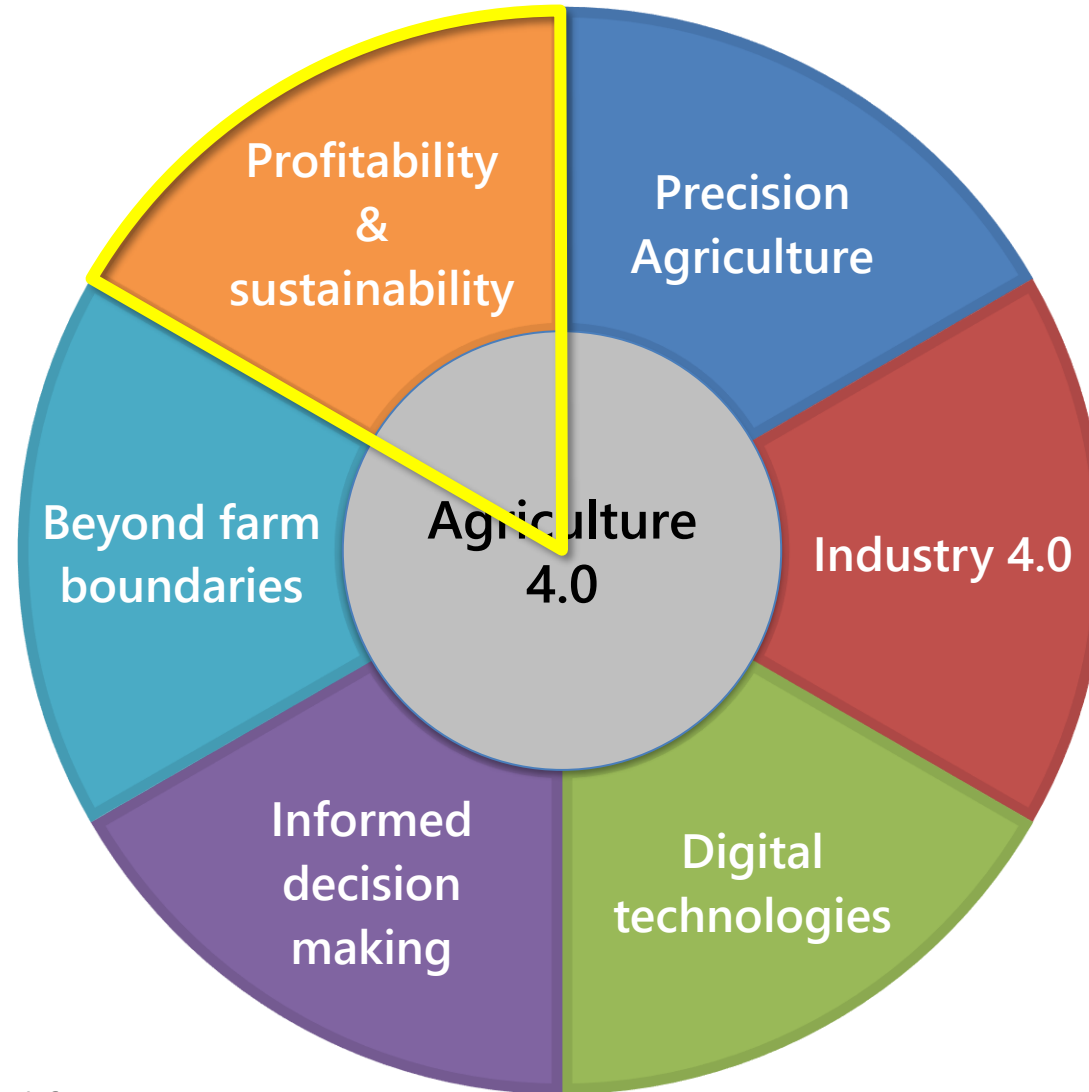
## Integration in the farm process of external actors

- Suppliers of seeds, pesticides, nutrients, veterinarians, machine vendors, financial service providers, ...
- Agriculture 4.0 allows the coordination between the different actors involved in the farms process and along the supply chain



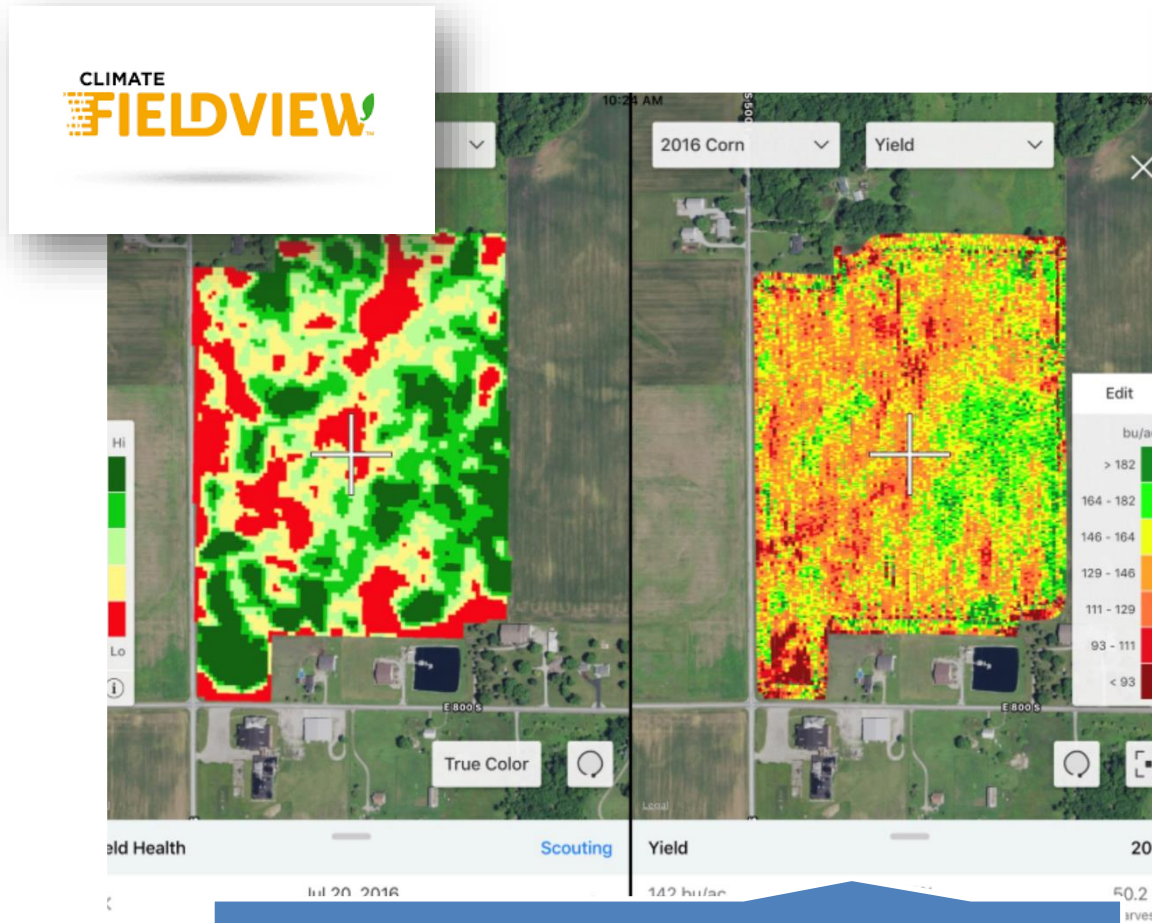


# Multiple Facets of Agriculture 4.0

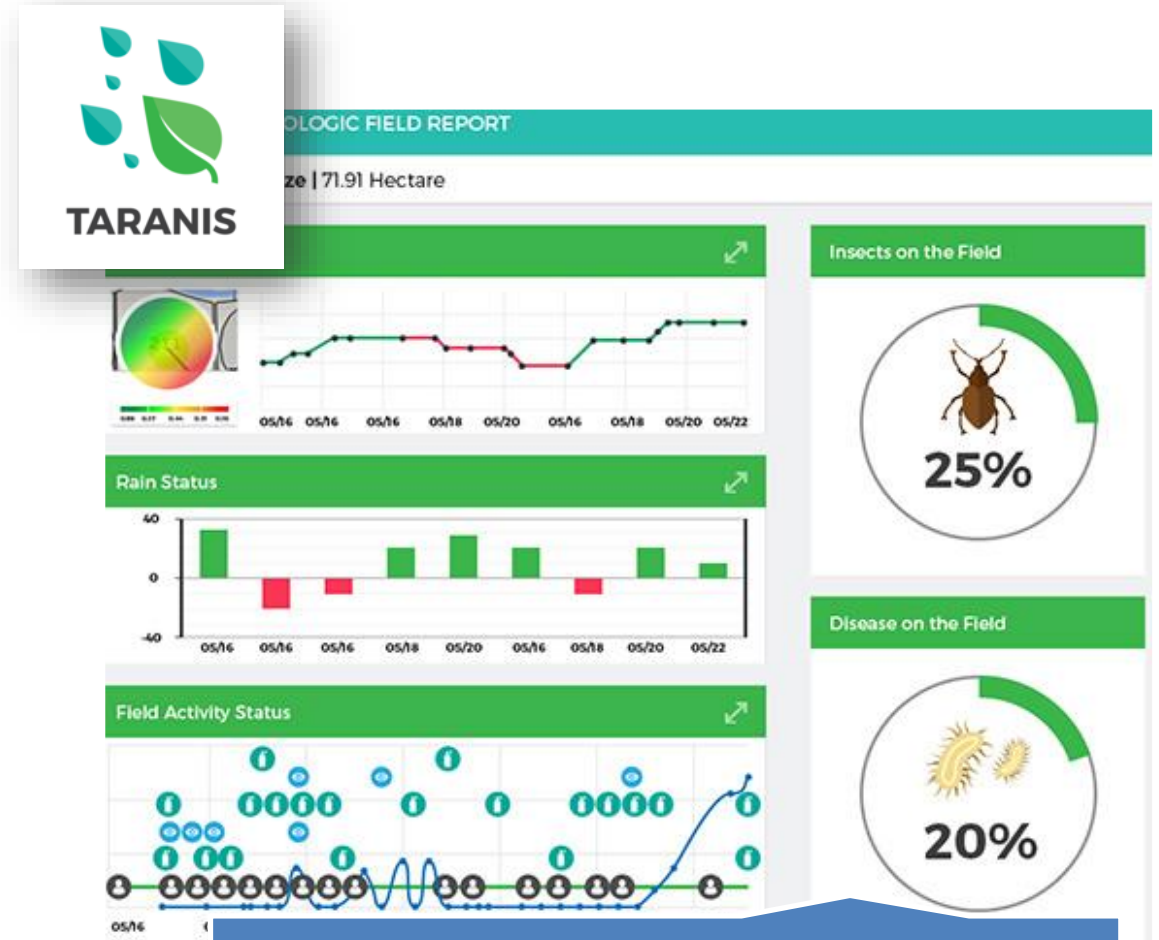


The 4.0 revolution in agriculture: a multi-perspective definition  
Sponchioni G., Vezzoni M., Bacchetti A., Pavesi M., Renga F.

# Agriculture as a Service (some examples)



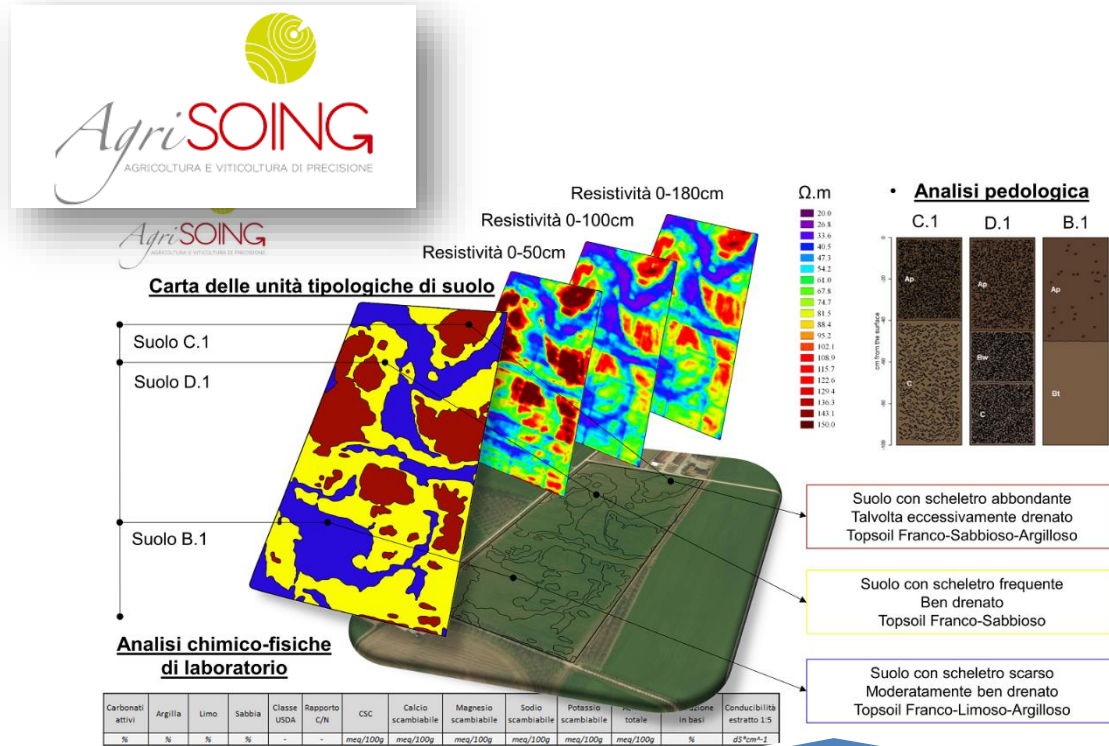
Satellite imaging and machines connectivity



Computer vision and deep learning for disease monitoring



# Agriculture as a Service (some examples)

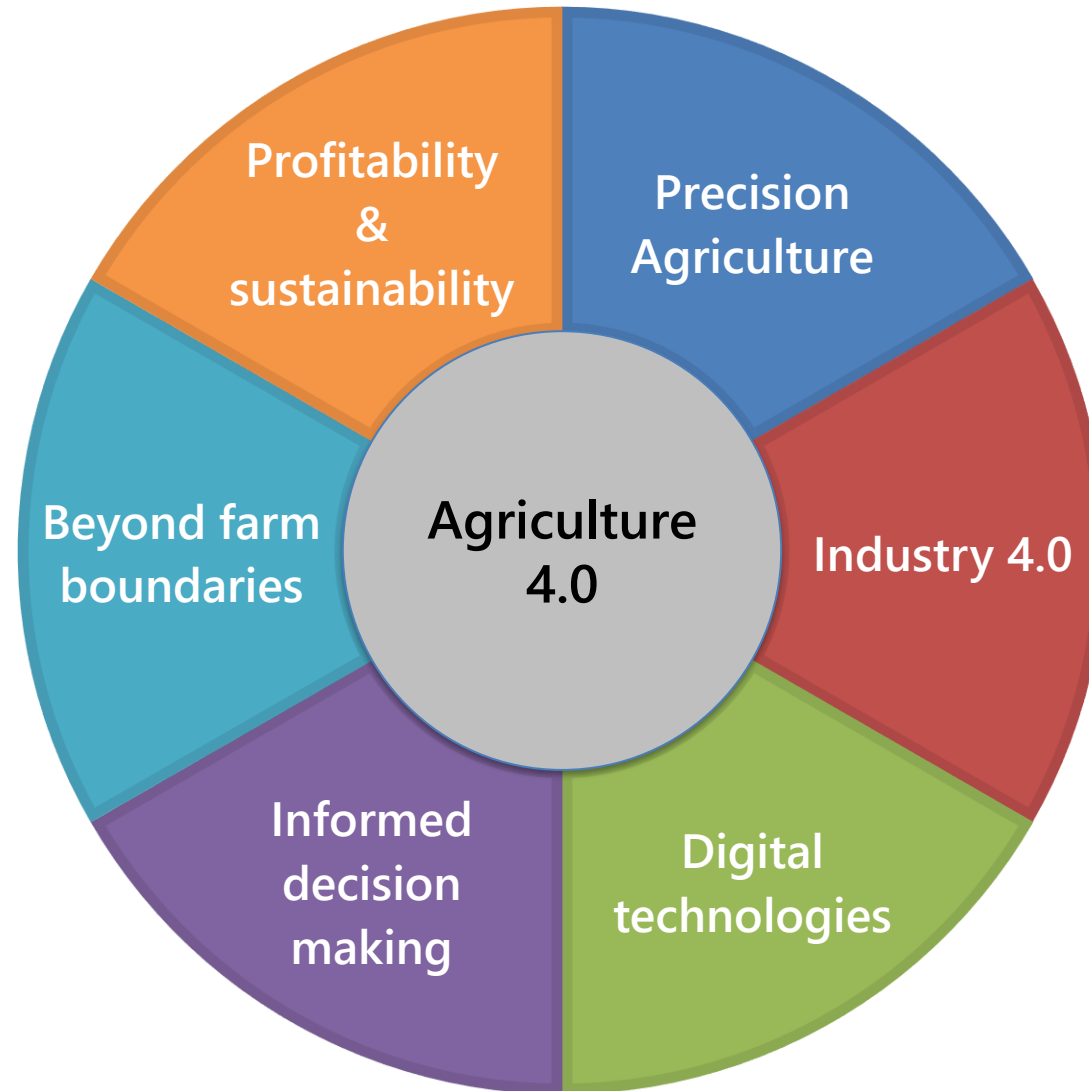


Soil characterization service



Multi-sensor images combined with agronomic models

# Multiple Facets of Agriculture 4.0



The 4.0 revolution in agriculture: a multi-perspective definition  
Sponchioni G., Vezzoni M., Bacchetti A., Pavesi M., Renga F.

# Agriculture 4.0 (FAO)

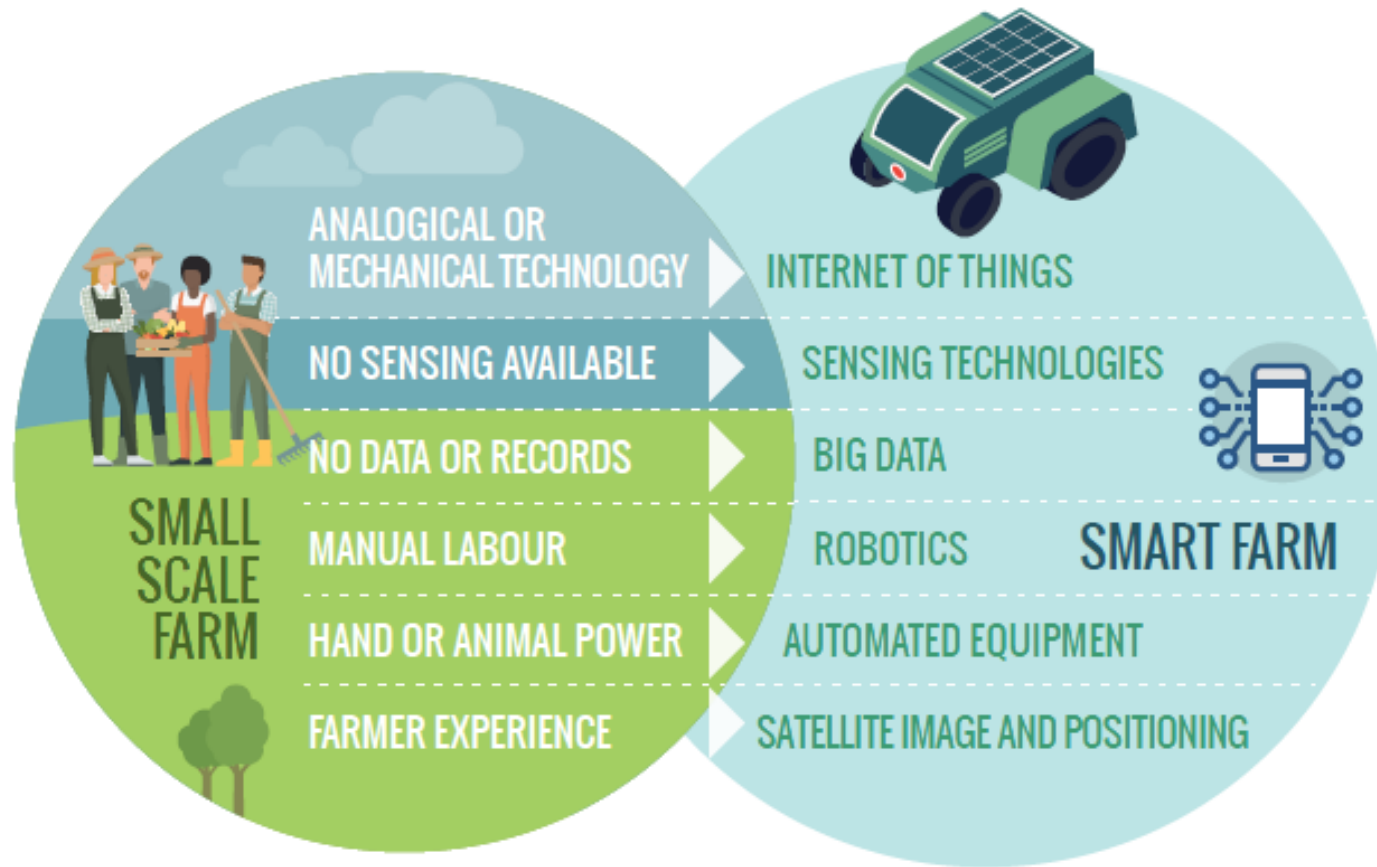


Figure 12. Sustainable Development Goals to which agricultural robotics can contribute

*"Agriculture 4.0 – Agricultural robotics and automated equipment for sustainable crop production" published by FAO in 2020*



# Agriculture 4.0 (FAO)



*"Agriculture 4.0 – Agricultural robotics and automated equipment for sustainable crop production" published by FAO in 2020*



Food and Agriculture  
Organization of the  
United Nations

ISSN 1020-4555

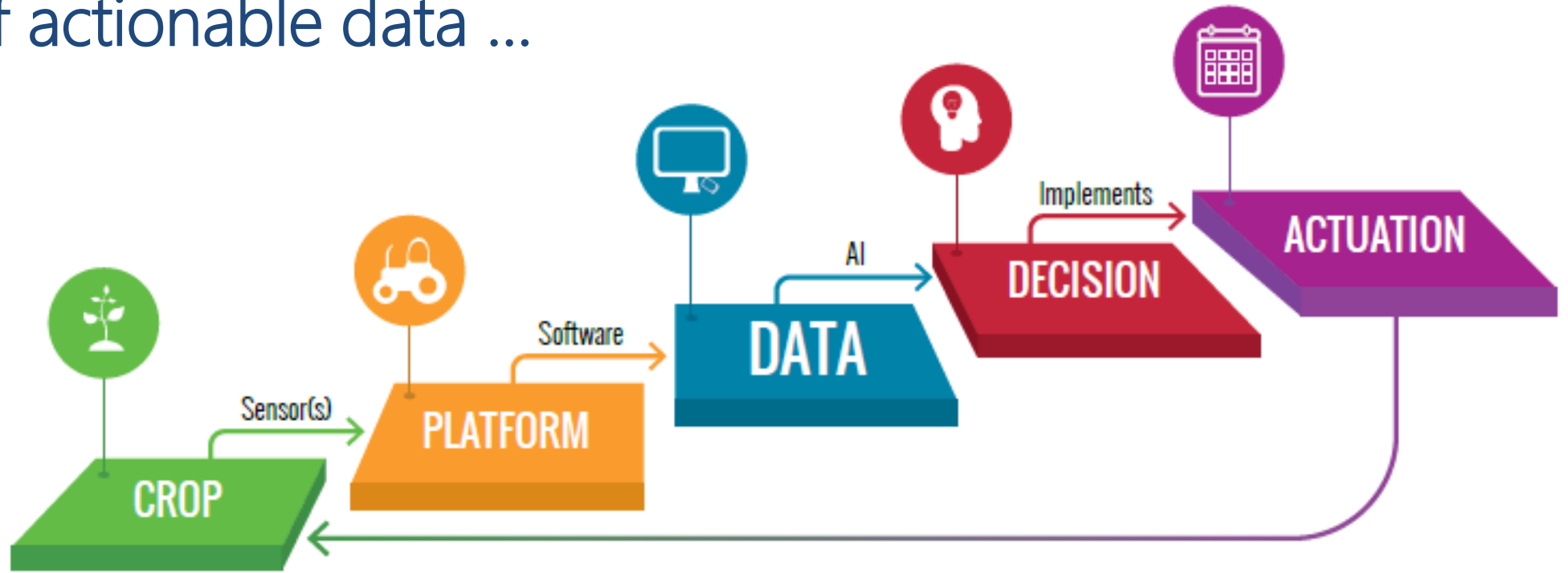

Integrated Crop  
Management Vol. 24 | 2020

## AGRICULTURE 4.0

Agricultural robotics and automated equipment for sustainable crop production



# The value of actionable data ...



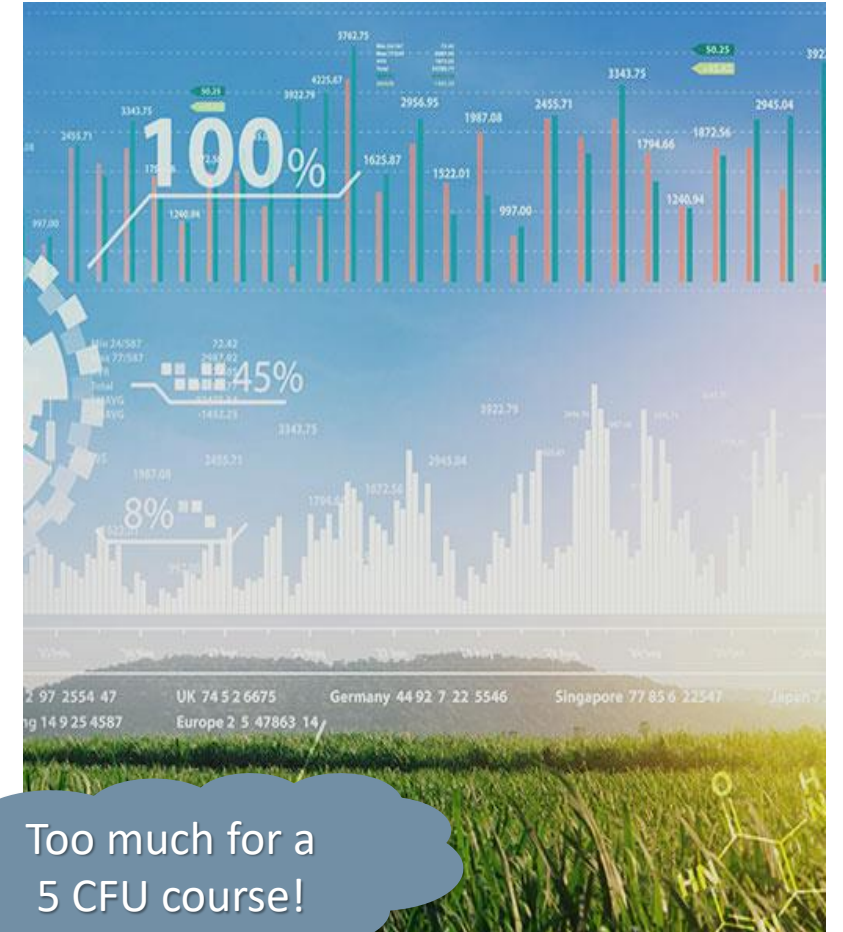
days

minutes

# Challenges Ahead: Big Data

How to effectively exploit the huge amount of data collected by such an amount of sensors

- Analysis method should be developed
- Agronomic models should be studied to understand the benefits of their adoption
- Prediction and simulation models (e.g., yield and demand estimation) to be investigated
- Need of high-throughput screening methods that offers precise and accurate data
- Need of studies to evaluate the impact of Big Data and Agriculture 4.0



# Course Objectives

*"Approach the Agriculture 4.0 data value chain, from the means to acquire data to the techniques for data processing, presenting how data can be turned into an actionable source of information which can impact the agri-food value chain."*



This is the the 1<sup>st</sup> edition of this course, there will be lectures you'll like and lectures you won't, there'll be topics clearly explained other not, there will be teaching styles you'll enjoy while others will just bore you. Keep with us until the end and help us in improving the course so next edition will be marvelous and unforgettable!

# Course syllabus

Lecture on data value chain in agriculture (Prof. Renga)

- Agri-food value chain
- Data Strategy
- Impact evaluation

**~10h lectures**

Data sources and data processing (Prof. Matteucci)

- Data sources and data representation
- Regression and Classification
- Time Series and Spatial Data analysis

**~12h lectures**

Practicals on agricultural data analytics (Eng. Bertoglio)

- Python and the Pandas library
- Scikit-learn, statsmodels, and ...

**~12h practicals**

*Add > 26h on Use Cases  
(practical project)*



# Course Evaluation (Tentative)

Grading is based on a practical data analysis project in the agrifood domain which covers all aspects of the course (November to January):

- Use cases presentation (November)
- Data Sources (November)
- Processing (November)
- Processing / Impact (December)
- Impact (December)
- Project presentations (January)



*2h projects revisions with  
teachers and teaching assistant*

Can bring / search you own data too (e.g., Kaggle, Our World Data, etc.)


# The Students

Students are expected to:

- Feel comfortable with basic statistics and calculus
- Feel comfortable with basic programming (python)
- Be ready to act as «guinea pigs» for this new course
- Be curious and willing to learn ...

Students are not expected to:

- Know more than what is usually taught in basic engineering courses
- Know already about machine learning
- Be hyper-skilled python hackers
- ...



# Lectures Schedule and Timings

Classes (there is no distinction between lecture and exercises):

- Monday, 16:15 – 18:15, in 25.1.1 (starts at 16:30 end by 18:00)
- Friday, 14:15 – 16:15, in 25.1.2 (starts at 14:30 end by 16:00)

A detailed schedule will be provided



*It might overlap ... I know!*

Check the teacher who will be in class on the detailed schedule

- Classes are in presence, but lectures will be recorded
- Connect to proper teacher webex room in case you need to attend remotely
- Use your POLIMI credentials, we will not admit external students
- Interaction is prioritized for in presence room students

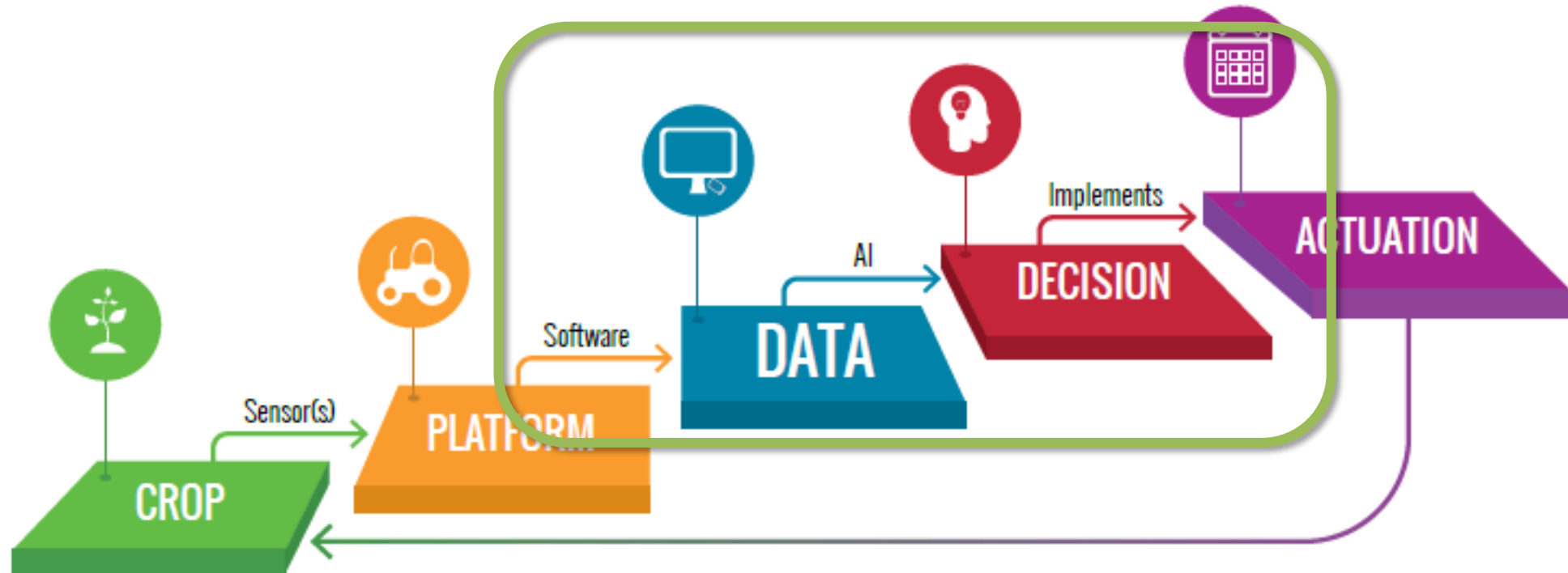
# Ironing out the kinks ...

Some details have not been sorted out yet, we are working on that ...

- WeBeep Management
  - Registered students (?)
  - Detailed schedule of lectures (?)
    - On Friday 16/09 Prof Renga on Value Chain
    - On Monday 19/09 Prof Renga on Value Chains
    - ...
- Projects:
  - How many people per group (?)
  - Which are the use cases (?)
  - How to handle remote revisions (?)
- Practicals format



... let's build this together.



Thanks for your attention!

Q&A